




Connect to the NARFE site at: [NARFE – National Active and Retired Federal Employees Association](https://www.narfe.org)



Click on the "for Members" tab. Click on Log in to the Member Portal on drop down window.



Click on Sign In



Member can either sign in with their current NARFE ID and password or create an account



Sign In

Username

fran45johns@comcast.net

Password

.....

Keep me signed in if I close the browser

Sign In

Do you need help signing into our site?

Attention Members! Our Web Portal is in Transition

Your log in will be one of these combinations:

New to NARFE? Create an Account Here.

If you are a current or former member of NARFE --

DO NOT CREATE a NEW Account.

Call 800-456-8410 or email memberrecords@narfe.org.

A strong password should have: length = 8, numeric characters = 1, upper case characters = 1, lower case characters = 1, symbol characters = 1.

First Name

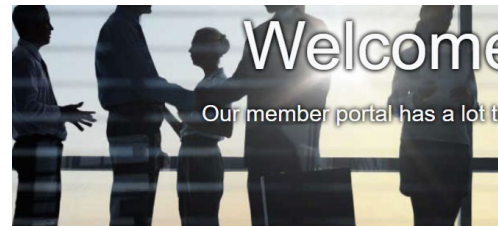
Last Name

Enter E-mail

Confirm E-mail

Create Password

Confirm Password



Officer Portal

View and manage chapter members and officers as well as



Profile



NARFE Home Page

Update your contact information.

Go to the main NARFE.org home page.

If you have sign in and Click on Profile and you will be able to see what the NARFE System has for you.

This opens up your information currently in the NARFE system and you will be able to change, correct and add to your profile at this point



Your name will be here
Address
Phone number
Email address

[Update Contact Information >](#)

My NARFE Id:

Your Membership Number

My current chapter:

Your Chapter

My Member Type

Annuitant



My Addresses

Primary Address

Your Name and Address Here

US

[Edit](#)

[Remove](#)

[Add Address](#)